

Teacher: Read each set of words aloud to the students. Ask the students to listen for the words that rhyme. If the words rhyme tell them to show thumbs up and if the words do not rhyme to show thumbs down.

1. eye - pie

16. house – mouse

2. chair – bear

17. boat – goat

3. frog – log

18. meat – heat

4. star – snake (**thumbs down**)

19. clown – cat (**thumbs down**)

5. star - car

20. clown – frown

6. boat – goat

21. brick – stick

7. bed – big (thumbs down)

22. flower – funny (**thumbs down**)

8. bed - red

23. flower – power

9. bone – phone

24. fox – box

10. carrot – lettuce (**thumbs down**)

25. snake – rake

11. carrot - parrot

26. pail – nail

12. tall – fall

27. skate – snow (**thumbs down**)

13. ring – roll (**thumbs down**)

28. skate – gate

14. ring – swing

29. clock – block

15. book - cook

30. dish - fish

Name _____

Date _____

www.mightybook.com

Recording Rhyming Words

Directions: Say each word and write as many words you can think of that rhymes with it in the space beside it. You may look around your classroom to help you find rhyming words.

1. cat _____

2. bug _____

3. train _____

4. sun _____

5. ring _____

6. house _____

7. dog _____

8. ice _____

9. cake _____





10. tree _____

Name _____

Date _____

Things that Rhyme

Directions: Say the name of the first thing in each row. Then circle and color the things in the row that rhymes.



Name _____

Date _____

www.mightybook.com

Match and Rhyme

Draw a line from each picture on the left to the picture of the thing that rhymes with it on the right.

